



INDIAN SCHOOL MUSCAT  
PRIMARY SECTION

Subject: Hindi	Term 1	Name:	Roll No:
Topic : आ मात्रा		Class & Sec. II	Date:
Resource Person: Ms. Neera Verma		Teacher's Remark:	
Parent's Signature:		Teacher's Signature:	


1 Look at the picture and complete the sentences.

❖ राघव  \_\_\_\_\_ इधर ला ।

❖ लता  \_\_\_\_\_ काट कर खा ।


❖ ममता  \_\_\_\_\_ पहन ।

❖ एक  \_\_\_\_\_ खा ।

❖ लाल  \_\_\_\_\_ इधर रख ।

2 Join the letters and make words.

❖ अ + ना + र =



❖ ल + इ + का =



❖ ग + म + ला =



❖ ता + ला =



❖ ता + रा =



**3 Write Hindi words for -**

❖ India - \_\_\_\_\_

❖ clouds - \_\_\_\_\_

❖ trumpet - \_\_\_\_\_

❖ work - \_\_\_\_\_

**4 Write any two words with letter आ .**

1 \_\_\_\_\_ 2 \_\_\_\_\_

**5 Write any two words with आ मात्रा.**

1 \_\_\_\_\_ 2 \_\_\_\_\_

**6 Put आ Matra with the following words.**

1 आसम न

2 बरस त

3 पाठश ल

